

2018 international alumni and former students survey

Description: I will need to review/update some of the items to make them current (e.g., ones which refer to academic year 2016–17 will need to be updated to 2017–18). The survey invitation should be personalized (ie., the salutation in the invitation email will read "Dear John," for example); the spreadsheet file uploaded to the project includes first names accompanying email addresses.






Date Created: 9/20/2018 5:58:59 PM

Date Range: 9/26/2018 12:00:00 AM - 12/23/2018 11:59:00 PM

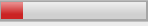











Total Respondents: 129

Q1. How did you originally hear about UC San Diego?																																							
Count	Percent																																						
3	2.33%		College fair																																				
15	11.63%		Counselor/advisor																																				
15	11.63%		Former UC San Diego student																																				
28	21.71%		Friend																																				
3	2.33%		Printed materials/publications (please specify)																																				
<table border="1"> <thead> <tr> <th>Count</th> <th>Percent</th> <th></th> <th></th> </tr> </thead> <tbody> <tr> <td>1</td> <td>33.33%</td> <td></td> <td>monosynaptic tracing papers from Dr. Callaway's lab</td> </tr> <tr> <td>5</td> <td>3.88%</td> <td></td> <td>Relative</td> </tr> <tr> <td>32</td> <td>24.81%</td> <td></td> <td>School i attended in my home country</td> </tr> <tr> <td>9</td> <td>6.98%</td> <td></td> <td>School I attended in USA</td> </tr> <tr> <td>4</td> <td>3.10%</td> <td></td> <td>Teacher</td> </tr> <tr> <td>0</td> <td>0.00%</td> <td></td> <td>UC San Diego representative</td> </tr> <tr> <td>0</td> <td>0.00%</td> <td></td> <td>US Embassy/Consulate</td> </tr> <tr> <td>7</td> <td>5.43%</td> <td></td> <td>Website (please specify)</td> </tr> </tbody> </table>				Count	Percent			1	33.33%		monosynaptic tracing papers from Dr. Callaway's lab	5	3.88%		Relative	32	24.81%		School i attended in my home country	9	6.98%		School I attended in USA	4	3.10%		Teacher	0	0.00%		UC San Diego representative	0	0.00%		US Embassy/Consulate	7	5.43%		Website (please specify)
Count	Percent																																						
1	33.33%		monosynaptic tracing papers from Dr. Callaway's lab																																				
5	3.88%		Relative																																				
32	24.81%		School i attended in my home country																																				
9	6.98%		School I attended in USA																																				
4	3.10%		Teacher																																				
0	0.00%		UC San Diego representative																																				
0	0.00%		US Embassy/Consulate																																				
7	5.43%		Website (please specify)																																				
<table border="1"> <thead> <tr> <th>Count</th> <th>Percent</th> <th></th> <th></th> </tr> </thead> <tbody> <tr> <td>1</td> <td>14.29%</td> <td></td> <td>Google, research</td> </tr> <tr> <td>1</td> <td>14.29%</td> <td></td> <td>Internet research</td> </tr> <tr> <td>1</td> <td>14.29%</td> <td></td> <td>Rady school website</td> </tr> <tr> <td>1</td> <td>14.29%</td> <td></td> <td>the QS world UNIVERSITY RANKINGS</td> </tr> <tr> <td>1</td> <td>14.29%</td> <td></td> <td>UC University ranking</td> </tr> <tr> <td>1</td> <td>14.29%</td> <td></td> <td>US News and World Report</td> </tr> <tr> <td>1</td> <td>14.29%</td> <td></td> <td>us news ranking</td> </tr> </tbody> </table>				Count	Percent			1	14.29%		Google, research	1	14.29%		Internet research	1	14.29%		Rady school website	1	14.29%		the QS world UNIVERSITY RANKINGS	1	14.29%		UC University ranking	1	14.29%		US News and World Report	1	14.29%		us news ranking				
Count	Percent																																						
1	14.29%		Google, research																																				
1	14.29%		Internet research																																				
1	14.29%		Rady school website																																				
1	14.29%		the QS world UNIVERSITY RANKINGS																																				
1	14.29%		UC University ranking																																				
1	14.29%		US News and World Report																																				
1	14.29%		us news ranking																																				
8	6.20%		Other (please specify)																																				
<table border="1"> <thead> <tr> <th>Count</th> <th>Percent</th> <th></th> <th></th> </tr> </thead> <tbody> <tr> <td>1</td> <td>12.50%</td> <td></td> <td>adviser</td> </tr> <tr> <td>1</td> <td>12.50%</td> <td></td> <td>Can't remember</td> </tr> <tr> <td>1</td> <td>12.50%</td> <td></td> <td>google</td> </tr> <tr> <td>1</td> <td>12.50%</td> <td></td> <td>GRE university list</td> </tr> <tr> <td>1</td> <td>12.50%</td> <td></td> <td>reputation</td> </tr> <tr> <td>1</td> <td>12.50%</td> <td></td> <td>Reputation</td> </tr> <tr> <td>1</td> <td>12.50%</td> <td></td> <td>Shanghai Rankings</td> </tr> <tr> <td>1</td> <td>12.50%</td> <td></td> <td>Uc's</td> </tr> </tbody> </table>				Count	Percent			1	12.50%		adviser	1	12.50%		Can't remember	1	12.50%		google	1	12.50%		GRE university list	1	12.50%		reputation	1	12.50%		Reputation	1	12.50%		Shanghai Rankings	1	12.50%		Uc's
Count	Percent																																						
1	12.50%		adviser																																				
1	12.50%		Can't remember																																				
1	12.50%		google																																				
1	12.50%		GRE university list																																				
1	12.50%		reputation																																				
1	12.50%		Reputation																																				
1	12.50%		Shanghai Rankings																																				
1	12.50%		Uc's																																				
129 Respondents																																							

Q2. Which of the following describes you when you first enrolled at UC San Diego?

Count	Percent		
30	23.26%		EAP exchange student
20	15.50%		Freshman undergraduate student
14	10.85%		Transfer undergraduate student (from another school in the USA)
65	50.39%		Graduate student
0	0.00%		Transfer graduate student (from another school in the USA)
129	Respondents		

Q3. How many years did you attend UC San Diego in total?

Count	Percent		
20	15.50%		Less than 1
15	11.63%		1
57	44.19%		2
5	3.88%		3
18	13.95%		4
6	4.65%		5
5	3.88%		6
3	2.33%		7
0	0.00%		8
0	0.00%		9
0	0.00%		10
0	0.00%		More than 10
129	Respondents		

Q4. What was your last academic year at UC San Diego?

Count	Percent		
123	95.35%		2017-18
5	3.88%		2016-17
0	0.00%		2015-16
0	0.00%		2014-15
0	0.00%		2013-14
0	0.00%		2012-13
0	0.00%		2011-12
0	0.00%		2010-11
0	0.00%		2009-10
0	0.00%		2008-09
0	0.00%		2007-08
1	0.78%		2006-07
0	0.00%		2005-06
0	0.00%		2004-05
0	0.00%		2003-04
0	0.00%		2002-03
0	0.00%		2001-02
0	0.00%		2000-01
0	0.00%		1999-2000
0	0.00%		1998-99
0	0.00%		1997-98
0	0.00%		1996-97
0	0.00%		1995-96
0	0.00%		1994-95
0	0.00%		1993-94
0	0.00%		1992-93
0	0.00%		1991-92
0	0.00%		1990-91
0	0.00%		1989-90
0	0.00%		1988-89
0	0.00%		1987-88
0	0.00%		1986-87
0	0.00%		1985-86
0	0.00%		1984-85
0	0.00%		1983-84
0	0.00%		1982-83
0	0.00%		1981-82
0	0.00%		1980-81
0	0.00%		1979-80
0	0.00%		1978-79
0	0.00%		1977-78
0	0.00%		1976-77

0	0.00%		1975-76
0	0.00%		1974-75
0	0.00%		1973-74
0	0.00%		1972-73
0	0.00%		1971-72
0	0.00%		1970-71
0	0.00%		before 1970
129 Respondents			

Q5. Did you receive any degrees at UC San Diego?			
Count	Percent		
103	79.84%		Yes
26	20.16%		No
129 Respondents			

Q6. What degree(s) did you receive at UC San Diego? (Check all that apply)			
Count	Percent		
36	34.95%		Bachelor's
54	52.43%		Master's
13	12.62%		Doctorate
103 Respondents			

Q7. Which of the following describes your situation when you attended UC San Diego? (Check all that apply)					
Count	Respondent %	Response %			
0	0.00%	0.00%		I transferred to another school in the USA but did not earn a degree.	
0	0.00%	0.00%		I transferred to another school outside the USA but did not earn a degree.	
0	0.00%	0.00%		I transferred to and received a degree at another school in the USA.	
1	4.00%	3.85%		I transferred to and received a degree at another school outside the USA.	
24	96.00%	92.31%		I was an EAP exchange student and was not seeking a degree.	
0	0.00%	0.00%		I withdrew from UC San Diego and served in my home country's military.	
1	4.00%	3.85%		I withdrew from UC San Diego and worked in the USA.	
0	0.00%	0.00%		I withdrew from UC San Diego and worked outside the USA.	
0	0.00%	0.00%		I am a current UC San Diego student.	
0	0.00%	0.00%		Other (please specify)	
Count		Percent			
25 Respondents					
26 Responses					

Q8. If you received a Bachelor's degree, which of the following was your major? (Check all that apply for double-majors)					
Count	Respondent %	Response %			
0	0.00%	0.00%		Aerospace Engineering	
0	0.00%	0.00%		Anthropology	
0	0.00%	0.00%		Anthropology (Archaeology)	
0	0.00%	0.00%		Anthropology (Biological Anthropology)	
2	5.71%	5.56%		Applied Mathematics	
0	0.00%	0.00%		Applied Mathematics (Scientific Programming)	

0	0.00%	0.00%		Art History/ Criticism
0	0.00%	0.00%		Biochemistry and Cell Biology
0	0.00%	0.00%		Biochemistry/Chemistry
0	0.00%	0.00%		Bioengineering
0	0.00%	0.00%		Bioengineering (Bioinformatics)
0	0.00%	0.00%		Bioengineering (Biotechnology)
0	0.00%	0.00%		Bioengineering-Premedical
0	0.00%	0.00%		Biology with Specialization in Bioinformatics
0	0.00%	0.00%		Chemical Education
0	0.00%	0.00%		Chemical Engineering
0	0.00%	0.00%		Chemical Physics
1	2.86%	2.78%		Chemistry
0	0.00%	0.00%		Chemistry/Earth Sciences
0	0.00%	0.00%		Chemistry: Bioinformatics
0	0.00%	0.00%		Chinese Studies
0	0.00%	0.00%		Classical Studies
0	0.00%	0.00%		Cognitive Science with Specialization in Clinical Aspects of Cognition
1	2.86%	2.78%		Cognitive Science with Specialization in Computation
0	0.00%	0.00%		Cognitive Science with Specialization in Human Cognition
1	2.86%	2.78%		Cognitive Science with Specialization in Human Computer Interaction
0	0.00%	0.00%		Cognitive Science with Specialization in Neuroscience
1	2.86%	2.78%		Communication
1	2.86%	2.78%		Computer Engineering
1	2.86%	2.78%		Computer Science
0	0.00%	0.00%		Computer Science and Engineering
0	0.00%	0.00%		Computer Science with Specialization in Bioinformatics
0	0.00%	0.00%		Critical Gender Studies
0	0.00%	0.00%		Dance
0	0.00%	0.00%		Earth Science-Geochemistry
0	0.00%	0.00%		Earth Science-Geology
0	0.00%	0.00%		Earth Science-Geophysics
0	0.00%	0.00%		Ecology, Behavior and Evolution
7	20.00%	19.44%		Economics
0	0.00%	0.00%		Economics and Mathematics
0	0.00%	0.00%		Electrical and Computer Engineering
1	2.86%	2.78%		Electrical Engineering
0	0.00%	0.00%		Engineering Physics
0	0.00%	0.00%		Engineering Science
0	0.00%	0.00%		Engineering Sciences
0	0.00%	0.00%		Environmental Chemistry
0	0.00%	0.00%		Environmental Engineering
0	0.00%	0.00%		Environmental Systems (Earth Science)
1	2.86%	2.78%		Environmental Systems (Ecology, Behavior, & Evolution)
0	0.00%	0.00%		Environmental Systems (Environmental Chemistry)

0	0.00%	0.00%		Environmental Systems (Environmental Policy)
0	0.00%	0.00%		Ethnic Studies
0	0.00%	0.00%		French, German, Italian, Russian or Spanish Literature
0	0.00%	0.00%		g in the Arts
0	0.00%	0.00%		General Biology (B.S.)
0	0.00%	0.00%		General Physics
0	0.00%	0.00%		General Physics/Secondary Education
0	0.00%	0.00%		German Studies
0	0.00%	0.00%		History
0	0.00%	0.00%		Human Biology
0	0.00%	0.00%		Human Development
0	0.00%	0.00%		Interdisciplinary Computin
0	0.00%	0.00%		Interdisciplinary Computing in the Arts
2	5.71%	5.56%		International Studies
2	5.71%	5.56%		International Studies in Anthropology, Economics, History, Linguistics, Literature, Political Science, or Sociology
0	0.00%	0.00%		Italian Studies
0	0.00%	0.00%		Japanese Studies
0	0.00%	0.00%		Judaic Studies
0	0.00%	0.00%		Latin American Studies
0	0.00%	0.00%		Linguistics (Specialization in Cognition and Language)
0	0.00%	0.00%		Linguistics (Specialization in Language and Society)
0	0.00%	0.00%		Linguistics: Language Studies (Specialization in individual language)
0	0.00%	0.00%		Literature/Composite Major
0	0.00%	0.00%		Literature/Writing
0	0.00%	0.00%		Literatures in English
0	0.00%	0.00%		Literatures of the World
1	2.86%	2.78%		Management Science
0	0.00%	0.00%		Mathematics
2	5.71%	5.56%		Mathematics and Economics
1	2.86%	2.78%		Mathematics-Applied Science
1	2.86%	2.78%		Mathematics-Computer Science
0	0.00%	0.00%		Mathematics-Scientific Computation
0	0.00%	0.00%		Mathematics-Secondary Education
0	0.00%	0.00%		Mechanical and Aerospace Engineering
1	2.86%	2.78%		Mechanical Engineering
0	0.00%	0.00%		Media
0	0.00%	0.00%		Media with Computing Emphasis
0	0.00%	0.00%		Microbiology
0	0.00%	0.00%		Molecular Biology
0	0.00%	0.00%		Molecular Synthesis
0	0.00%	0.00%		Music
0	0.00%	0.00%		Music/Humanities
2	5.71%	5.56%		Pharmacological Chemistry
0	0.00%	0.00%		Philosophy

1	2.86%	2.78%	<input type="checkbox"/>	Physics
0	0.00%	0.00%	<input type="checkbox"/>	Physics with Specialization in Astrophysics
0	0.00%	0.00%	<input type="checkbox"/>	Physics with Specialization in Computational Physics
0	0.00%	0.00%	<input type="checkbox"/>	Physics with Specialization in Earth Sciences
0	0.00%	0.00%	<input type="checkbox"/>	Physics with Specialization in Materials Physics
1	2.86%	2.78%	<input type="checkbox"/>	Physics/ Biophysics
1	2.86%	2.78%	<input type="checkbox"/>	Physiology and Neuroscience
1	2.86%	2.78%	<input type="checkbox"/>	Political Science
1	2.86%	2.78%	<input type="checkbox"/>	Psychology
0	0.00%	0.00%	<input type="checkbox"/>	Religion, Study of
0	0.00%	0.00%	<input type="checkbox"/>	Russian and Soviet Studies
0	0.00%	0.00%	<input type="checkbox"/>	Sociology
1	2.86%	2.78%	<input type="checkbox"/>	Structural Engineering
0	0.00%	0.00%	<input type="checkbox"/>	Theatre
0	0.00%	0.00%	<input type="checkbox"/>	Third World Studies
0	0.00%	0.00%	<input type="checkbox"/>	Urban Studies and Planning
1	2.86%	2.78%	<input type="checkbox"/>	Other (please specify)
Count Percent				
1	100.00%		<input checked="" type="checkbox"/>	Marine Biology
35 Respondents				
36 Responses				

Q9. If you earned a Master's or Doctorate degree, what was your department?				
Count	Percent			
0	0.00%	<input type="checkbox"/>		Anthropology
0	0.00%	<input type="checkbox"/>		Audiology (joint w/SDSU)
2	3.03%	<input type="checkbox"/>		Bioengineering
0	0.00%	<input type="checkbox"/>		Bioinformatics Program
0	0.00%	<input type="checkbox"/>		Biomedical Sciences
0	0.00%	<input type="checkbox"/>		Cancer Center
0	0.00%	<input type="checkbox"/>		Cellular and Molecular Medicine
0	0.00%	<input type="checkbox"/>		Chemical Engineering
1	1.52%	<input type="checkbox"/>		Chemistry & Biochemistry
0	0.00%	<input type="checkbox"/>		Classical Studies
0	0.00%	<input type="checkbox"/>		Classics (Tri-campus Program w/UCI and UCR)
0	0.00%	<input type="checkbox"/>		Clinical Psychology (joint w/SDSU)
0	0.00%	<input type="checkbox"/>		Clinical Research
0	0.00%	<input type="checkbox"/>		Cognitive Science
0	0.00%	<input type="checkbox"/>		Communication
0	0.00%	<input type="checkbox"/>		Comparative Studies in Language, Society & Culture
19	28.79%	<input checked="" type="checkbox"/>		Computer Science and Engineering
0	0.00%	<input type="checkbox"/>		Contemporary Issues
0	0.00%	<input type="checkbox"/>		Critical Gender Studies
0	0.00%	<input type="checkbox"/>		Earth Sciences
1	1.52%	<input type="checkbox"/>		Economics

0	0.00%	<input type="text"/>	Education Studies
13	19.70%	<input type="text"/>	Electrical and Computer Engineering
0	0.00%	<input type="text"/>	Environmental Systems
0	0.00%	<input type="text"/>	Ethnic Studies
0	0.00%	<input type="text"/>	Family & Preventive Medicine
0	0.00%	<input type="text"/>	Genetics
0	0.00%	<input type="text"/>	Global Public Health
0	0.00%	<input type="text"/>	Health Law (joint w/California Western School of Law)
0	0.00%	<input type="text"/>	History
0	0.00%	<input type="text"/>	Human Development Program
0	0.00%	<input type="text"/>	Interdisciplinary Computing in the Arts
4	6.06%	<input type="text"/>	International Studies Program
0	0.00%	<input type="text"/>	Language & Communicative Disorders (joint w/SDSU)
0	0.00%	<input type="text"/>	Leadership of Healthcare Organizations
0	0.00%	<input type="text"/>	Linguistics
0	0.00%	<input type="text"/>	Linguistics Language Program
1	1.52%	<input type="text"/>	Literature
0	0.00%	<input type="text"/>	Literature/Language Program
1	1.52%	<input type="text"/>	Marine Biodiversity and Conservation
3	4.55%	<input type="text"/>	Materials Science and Engineering Program
0	0.00%	<input type="text"/>	Math Education
0	0.00%	<input type="text"/>	Math & Science Education (joint w/SDSU)
3	4.55%	<input type="text"/>	Mathematics
2	3.03%	<input type="text"/>	Mechanical and Aerospace Engineering
0	0.00%	<input type="text"/>	Medicine
0	0.00%	<input type="text"/>	Middle East Studies
2	3.03%	<input type="text"/>	Music
1	1.52%	<input type="text"/>	NanoEngineering
0	0.00%	<input type="text"/>	Neurosciences
0	0.00%	<input type="text"/>	Ophthalmology
0	0.00%	<input type="text"/>	Orthopaedic Surgery
0	0.00%	<input type="text"/>	Pathology
0	0.00%	<input type="text"/>	Pediatrics
0	0.00%	<input type="text"/>	Pharmacology
0	0.00%	<input type="text"/>	Philosophy
1	1.52%	<input type="text"/>	Physics
1	1.52%	<input type="text"/>	Political Science
0	0.00%	<input type="text"/>	Program for the Study of Religion
0	0.00%	<input type="text"/>	Psychiatry
0	0.00%	<input type="text"/>	Psychology
0	0.00%	<input type="text"/>	Public Health (Epidemiology/Health Behavior/Global Health) (joint w/SDSU)
0	0.00%	<input type="text"/>	Radiation Oncology
0	0.00%	<input type="text"/>	Radiology
0	0.00%	<input type="text"/>	Reproductive Medicine
		<input type="text"/>	

0	0.00%	<input type="checkbox"/>	Science Studies Project
0	0.00%	<input type="checkbox"/>	Science, Technology & Public Affairs
1	1.52%	<input type="checkbox"/>	Scripps Institute of Oceanography
0	0.00%	<input type="checkbox"/>	Sociology
2	3.03%	<input type="checkbox"/>	Structural Engineering
0	0.00%	<input type="checkbox"/>	Surgery
0	0.00%	<input type="checkbox"/>	Theatre & Dance
0	0.00%	<input type="checkbox"/>	Urban Studies and Planning
0	0.00%	<input type="checkbox"/>	Visual Arts
8	12.12%	<input type="checkbox"/>	Other (please specify)

Count	Percent		
1	12.50%	<input type="checkbox"/>	Computational Science, Mathematics and Engineering
1	12.50%	<input type="checkbox"/>	global policy and strategy
1	12.50%	<input type="checkbox"/>	Global Policy and Strategy
1	12.50%	<input type="checkbox"/>	Global School of Policy and Strategy (GPS)
1	12.50%	<input type="checkbox"/>	Gps
1	12.50%	<input type="checkbox"/>	GPS
1	12.50%	<input type="checkbox"/>	RADY
1	12.50%	<input type="checkbox"/>	Rady School of Management

66 Respondents




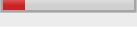
Q10. While you attended UC San Diego, did you... (Check all that apply)

Count	Respondent %	Response %		
5	4.00%	3.91%	<input type="checkbox"/>	Attend English language classes at UC San Diego Extension?
5	4.00%	3.91%	<input type="checkbox"/>	Attend English language classes at a community college?
2	1.60%	1.56%	<input type="checkbox"/>	Attend English language classes at another school?
1	0.80%	0.78%	<input type="checkbox"/>	Work with a private English language tutor?
8	6.40%	6.25%	<input type="checkbox"/>	Participate in the International Center's English-In-Action tutor program?
0	0.00%	0.00%	<input type="checkbox"/>	Participate in UC San Diego's Express to Success program?
107	85.60%	83.59%	<input checked="" type="checkbox"/>	None of the above

125 Respondents
128 Responses



















Q11. Where did you live while you attended UC San Diego? (Check all that apply)



Count	Respondent %	Response %		
85	68.00%	43.37%	<input checked="" type="checkbox"/>	Apartment off-campus
40	32.00%	20.41%	<input checked="" type="checkbox"/>	Apartment on-campus
7	5.60%	3.57%	<input type="checkbox"/>	Homestay/host family
0	0.00%	0.00%	<input type="checkbox"/>	Hotel/hostel/motel
11	8.80%	5.61%	<input type="checkbox"/>	I-House
14	11.20%	7.14%	<input type="checkbox"/>	Residential hall on-campus
2	1.60%	1.02%	<input type="checkbox"/>	The Village
33	26.40%	16.84%	<input checked="" type="checkbox"/>	UC San Diego graduate housing
4	3.20%	2.04%	<input type="checkbox"/>	Other (please specify)

Count	Percent	
1	25.00%	 I receive on-campus housing offer though
1	25.00%	 Off campus shared townhouse (did not get placement in ihouse OR the village)
1	25.00%	 Rita Atkinson
1	25.00%	 Townhouse off-campus

125 Respondents
196 Responses



Q12. In which of the following activities did you participate while you attended UC San Diego? (Check all that apply)





Count	Respondent %	Response %	
8	6.40%	2.48%	 Greek life (fraternity or sorority)
3	2.40%	0.93%	 Intercollegiate sports
35	28.00%	10.84%	 International Center events
35	28.00%	10.84%	 Internship
10	8.00%	3.10%	 Intramural sports
3	2.40%	0.93%	 Leadership programs
43	34.40%	13.31%	 Recreation
31	24.80%	9.60%	 Research assistant
2	1.60%	0.62%	 Spiritual programs
19	15.20%	5.88%	 Student clubs
6	4.80%	1.86%	 Student government
39	31.20%	12.07%	 Teaching assistant
21	16.80%	6.50%	 Undergraduate college activities
14	11.20%	4.33%	 Volunteered for campus organization(s)
12	9.60%	3.72%	 Wellness programs
11	8.80%	3.41%	 Worked off-campus
17	13.60%	5.26%	 Worked on-campus
2	1.60%	0.62%	 Other (please specify)

Count	Percent	
1	50.00%	 lab research
1	50.00%	 Tutor

12 Respondents
125 Respondents
323 Responses

Q13. Did the International Center provide international student services and resources that met your needs?

Count	Percent	
106	92.17%	 Yes
9	7.83%	 No (please specify)

Count	Percent	
1	11.11%	 I wanted more information on internships
1	11.11%	 I went to a smaller undergraduate institution in the US, and am comparing this international office to one that was much better staffed and hands-on.
1	11.11%	 No social help or integration or help in housing
1	11.11%	 When I went looking for it, then I got some information on i20 processes. As a new student I knew nothing about what was available on campus in terms of services and resources. The

			only help I had in getting to know these things was through my sorority.
1	11.11%	<input type="checkbox"/>	Yes, Although very understaff, somewhat rude.
115 Respondents			

Q14. Did the International Center provide international student activities and events that met your needs?

Count	Percent		
99	86.09%	<input checked="" type="checkbox"/>	Yes
16	13.91%	<input type="checkbox"/>	No (please specify)

Count	Percent		
1	6.25%	<input type="checkbox"/>	Barely any events or socials
1	6.25%	<input type="checkbox"/>	I felt like they didn't really provide with any international student activities besides one in the beginning of my first quarter (Winter Quarter). Furthermore, the UC system (and American system) is so different compared to my home university and home country - it could have helpful with some insight on how to navigate in your system.
1	6.25%	<input type="checkbox"/>	I was really not up to speed with the events from i Hosue
1	6.25%	<input type="checkbox"/>	I went to a smaller undergraduate institution in the US, and am comparing this international office to one that was much better staffed and hands-on.
1	6.25%	<input type="checkbox"/>	There was a lack of activities for exchange / international students to bond. The only official meeting / opportunity was the exchange student orientation in the begging of my stay, and even then I felt a lack of icebreaking opportunities. The other events I participated also did not provide enough time for new international students to spend enough time together.
1	6.25%	<input type="checkbox"/>	To be honest, there is much more that can be done to welcome the exchange student. I only attend a half-day orientation and meet several Korean friends.
1	6.25%	<input type="checkbox"/>	Understaff, part of the team was exceptional, other part somewhat rude. Probably overworked people.
1	6.25%	<input type="checkbox"/>	Wanted to mingle with exchange students but there are limited activities in I-House and I wasn't able to attend because I had classes when they happened. Also didn't help that I stayed off-campus.

115 Respondents

Q15. Which of the following areas met your needs? (Check all that apply)

Count	Respondent %	Response %	
35	30.43%	21.08%	<input checked="" type="checkbox"/> Academic and English language support (please specify)

Count	Percent		
1	2.86%	<input type="checkbox"/>	Early enrollment
1	2.86%	<input type="checkbox"/>	EIA program
1	2.86%	<input type="checkbox"/>	English tutor
1	2.86%	<input type="checkbox"/>	I didn't feel like I needed much support for English or Academic-wise, however I liked the open offices you could attend to, if you where unsure about something.
1	2.86%	<input type="checkbox"/>	Not applicable, native speaker
1	2.86%	<input type="checkbox"/>	OASIS program
1	2.86%	<input type="checkbox"/>	Tutors at the writing center helped me look over materials I wrote and gave great advice
1	2.86%	<input type="checkbox"/>	Yes

Count	Percent		
46	40.00%	27.71%	<input checked="" type="checkbox"/> Career Planning and Development (please specify)

Count	Percent		
1	2.17%	<input type="checkbox"/>	Assistance on OPT preparation
1	2.17%	<input type="checkbox"/>	Business Case and Spokespeople
1	2.17%	<input type="checkbox"/>	Career Advising
1	2.17%	<input type="checkbox"/>	Career service also had great consultation on career choices and has really convenient walk-in sessions

1	2.17%	<input type="checkbox"/>	Consulting on VISA status
1	2.17%	<input type="checkbox"/>	F1 CPT / OPT visa support
1	2.17%	<input type="checkbox"/>	Internships and career advice
1	2.17%	<input type="checkbox"/>	My OPT application
1	2.17%	<input type="checkbox"/>	Opt
1	2.17%	<input type="checkbox"/>	OPT Visa
1	2.17%	<input type="checkbox"/>	Plenty of successful career advice
1	2.17%	<input type="checkbox"/>	They helped me figuring out my next steps after my degree
1	2.17%	<input type="checkbox"/>	Visa information
1	2.17%	<input type="checkbox"/>	Workshops for visa

21 18.26% 12.65% Cultural Adjustment and Social Integration (please specify)

Count	Percent		
1	4.76%	<input type="checkbox"/>	Although I felt a lack of events for international students to bond, I did not experience hardships adjusting culturally / socially.
1	4.76%	<input type="checkbox"/>	Events organised
1	4.76%	<input type="checkbox"/>	I didn't experience too much of a culture shock since everyone I met during my exchange was super friendly and supportive, but it was still really great that there were food fairs and other events to mingle different cultures:)
1	4.76%	<input type="checkbox"/>	I-house events
1	4.76%	<input type="checkbox"/>	Nice activities
1	4.76%	<input type="checkbox"/>	not at all
1	4.76%	<input type="checkbox"/>	Orientation

37 32.17% 22.29% Health and Safety (please specify)

Count	Percent		
1	2.70%	<input type="checkbox"/>	Info on required immunization
1	2.70%	<input type="checkbox"/>	It was great that we are all assigned primary health care providers.
1	2.70%	<input type="checkbox"/>	Love student health services!
1	2.70%	<input type="checkbox"/>	Nice on campus service
1	2.70%	<input type="checkbox"/>	safe community
1	2.70%	<input type="checkbox"/>	student health center
1	2.70%	<input type="checkbox"/>	Used health care services

27 23.48% 16.27% Other (please specify)

Count	Percent		
1	3.70%	<input type="checkbox"/>	.
1	3.70%	<input type="checkbox"/>	8-series Seminars at Center for Student Involvement
1	3.70%	<input type="checkbox"/>	address VISA questions
1	3.70%	<input type="checkbox"/>	all of them
1	3.70%	<input type="checkbox"/>	Documentation Support
1	3.70%	<input type="checkbox"/>	DS2019 and travel sign preparation
1	3.70%	<input type="checkbox"/>	Help with travel documents
1	3.70%	<input type="checkbox"/>	I got my forms on time.
1	3.70%	<input type="checkbox"/>	Info about administrative procedures and visa
1	3.70%	<input type="checkbox"/>	It was very convenient to ask for advice regarding my visa status at Student Center B
1	3.70%	<input type="checkbox"/>	NA
1	3.70%	<input type="checkbox"/>	no

1	3.70%	<input type="checkbox"/>	none
1	3.70%	<input type="checkbox"/>	OPT
1	3.70%	<input type="checkbox"/>	Questions on immigration status
1	3.70%	<input type="checkbox"/>	Safety
1	3.70%	<input type="checkbox"/>	scholarships
1	3.70%	<input type="checkbox"/>	The OPT workshop
1	3.70%	<input type="checkbox"/>	Visa
1	3.70%	<input type="checkbox"/>	Visa and Immigration information
1	3.70%	<input type="checkbox"/>	Working needs

115 Respondents

166 Responses

Q16. Did the rest of campus provide international student services and resources that met your needs?

Count Percent

96 83.48% Yes

19 16.52% No (please specify)

Count	Percent		
1	5.26%	<input type="checkbox"/>	AIP is my only resort. They know about international students need for this course to be able to work, this process should be made easier for international students to provide equal opportunity in the workplace.
1	5.26%	<input type="checkbox"/>	Did not feel there is any that actually helped.
1	5.26%	<input type="checkbox"/>	I am not aware of any international student resources besides the International Center on campus.
1	5.26%	<input type="checkbox"/>	I didn't feel particularly welcomed or cared for, very confusing and not that many resources or advising
1	5.26%	<input type="checkbox"/>	I don't have anything specific in mind with respect to the services or resources provided to me, but my feeling is that I didn't have a lot of interactions with the campus and part of the reason for that, I feel, was because I didn't sense the presence of all those services.
1	5.26%	<input type="checkbox"/>	I was directed to the ISPO office
1	5.26%	<input type="checkbox"/>	I went to a smaller undergraduate institution in the US, and am comparing this international office to one that was much better staffed and hands-on.
1	5.26%	<input type="checkbox"/>	I'm not sure what the questions means.
1	5.26%	<input type="checkbox"/>	It seems always very hard to make an appointment with career services department.
1	5.26%	<input type="checkbox"/>	Not enough on campus housing apartment
1	5.26%	<input type="checkbox"/>	Not heard of
1	5.26%	<input type="checkbox"/>	The career section could do more with helping people find jobs.

115 Respondents

Q17. Did the rest of campus provide international student activities and events that met your needs?

Count Percent

95 82.61% Yes





20 17.39% No (please specify)

Count	Percent		
1	5.00%	<input type="checkbox"/>	Did not feel there is any that actually makes people wanna go.
1	5.00%	<input type="checkbox"/>	I am not aware of any international student events on campus.
1	5.00%	<input type="checkbox"/>	I went to a smaller undergraduate institution in the US, and am comparing this international office to one that was much better staffed and hands-on.
1	5.00%	<input type="checkbox"/>	No, hardly any activities
		<input type="checkbox"/>	

1	5.00%		The campus don't care.
1	5.00%		There were things organised, but nothing truly involved Indians from India, even though we have a huge number of those. Normally events were held only by American Indians who do not fully resonate with overall Indian cultures. I felt completely alone at most of these.

115 Respondents

Q18. Which of the following areas met your needs? (Check all that apply)

Count	Respondent %	Response %	
40	34.78%	23.26%	 Academic and English language support (please specify)
Count	Percent		
1	2.50%		Academic
1	2.50%		English Tutor
1	2.50%		Not applicable, native speaker
1	2.50%		Teaching skill
1	2.50%		Tutors at the writing center helped me look over materials I wrote and gave great advice
1	2.50%		Yes
38	33.04%	22.09%	 Career Planning and Development (please specify)
Count	Percent		
1	2.63%		Career center provided valuable suggestions on CV writing
1	2.63%		Career service also had great consultation on career choices and has really convenient walk-in sessions
1	2.63%		COP
1	2.63%		F1 CPT / OPT visa support
1	2.63%		International student based career advice and Visa navigation
1	2.63%		Interview workshops
1	2.63%		Research in a lab
1	2.63%		School of Global Policy and Strategy career services offered a lot of workshops and one-on-one coaching sessions
1	2.63%		Visa
30	26.09%	17.44%	 Cultural Adjustment and Social Integration (please specify)
Count	Percent		
1	3.33%		A cappella group
1	3.33%		Asian night market, Diwali celebration, Sangam & ISA events (student orgs)
1	3.33%		Campus events like Fall Yall, concerts...
1	3.33%		events organised
1	3.33%		I didn't experience too much of a culture shock since everyone I met during my exchange was super friendly and supportive, but it was still really great that there were food fairs and other events to mingle different cultures:)
1	3.33%		I-House activities
1	3.33%		I-House itself
1	3.33%		Organized events for EAP students to gather
1	3.33%		Student organizations within the school
40	34.78%	23.26%	 Health and Safety (please specify)
Count	Percent		
1	2.50%		CSO
1	2.50%		health center
1	2.50%		I-House

1	2.50%		It was great that we are all assigned primary health care providers.
1	2.50%		Nice health service on campus
1	2.50%		Student health center
24	20.87%	13.95%	Other (please specify)

Count	Percent		
1	4.17%		.
1	4.17%		all
1	4.17%		Friends
1	4.17%		I got my forms on time.
1	4.17%		It was very convenient to ask for advice regarding my visa status at Student Center B
1	4.17%		N/A
1	4.17%		NA
1	4.17%		none
1	4.17%		None
1	4.17%		Not needed
1	4.17%		Visa and immigration support
1	4.17%		visa support
1	4.17%		yes

115 Respondents

172 Responses

Q19. What was your immigration status while attending UC San Diego? (Check all that apply)

Count	Respondent %	Response %	
81	70.43%	69.83%	F-1
32	27.83%	27.59%	J-1
3	2.61%	2.59%	Not F-1 or J-1

115 Respondents

116 Responses

Q20. Did you receive approval for work called pre-completion curricular training (CPT) while attending UC San Diego?

Count	Percent	
25	31.25%	Yes
55	68.75%	No

80 Respondents

Q21. Did you receive approval for work called post-completion optional practical training (OPT) while attending UC San Diego?

Count	Percent	
53	66.25%	Yes
27	33.75%	No



80 Respondents

Q22. Did you receive approval for work called pre-completion academic training (AT) while attending UC San Diego?











Count	Percent	
5	16.13%	Yes
26	83.87%	No

31 Respondents













Q23. Did you receive approval for work called post-completion academic training (AT) while attending UC San Diego?

Count	Percent		
6	19.35%		Yes
25	80.65%		No
31 Respondents			

Q24. How did you pay for your expenses at UC San Diego? (Check all that apply)

Count	Respondent %	Response %	
18	15.79%	9.18%	 Employer (on- or off-campus)
84	73.68%	42.86%	 Family funds
10	8.77%	5.10%	 Home government
12	10.53%	6.12%	 Home university
0	0.00%	0.00%	 International organization
32	28.07%	16.33%	 Personal funds
3	2.63%	1.53%	 Private (foreign) sponsor
1	0.88%	0.51%	 Private (US) sponsor
34	29.82%	17.35%	 UC San Diego department (teaching assistantship, research assistantship, graduate student researcher)
2	1.75%	1.02%	 US government agency (including Fulbright)
114 Respondents			
196 Responses			

Q25. While you attended UC San Diego, which of the following difficulties did you experience? (Check all that apply)

Count	Respondent %	Response %	
30	26.32%	10.79%	 Academic performance
32	28.07%	11.51%	 Cultural adjustment
6	5.26%	2.16%	 Discrimination/prejudice
32	28.07%	11.51%	 Financial hardship
39	34.21%	14.03%	 Finding employment
10	8.77%	3.60%	 Health
41	35.96%	14.75%	 Housing
7	6.14%	2.52%	 Immigration
10	8.77%	3.60%	 Language
13	11.40%	4.68%	 Personal
29	25.44%	10.43%	 Social (e.g., making friends)
10	8.77%	3.60%	 Other (please specify)

Count	Percent	
1	10.00%	 Bad PI
1	10.00%	 Bureaucracy
1	10.00%	 Finding a research group to join
1	10.00%	 Food and daily cost
1	10.00%	 Homesickness
1	10.00%	 Insurance
1	10.00%	 My area was neglected in the music department
1	10.00%	 OPT application
1	10.00%	 Roommate not paying the rent

1	10.00%		Transportation	
19	16.67%	6.83%		I did not experience any difficulties
114	Respondents			
278	Responses			

Q26. What did you do immediately after leaving UC San Diego?

Count	Percent		
72	63.16%		Stayed in the USA
42	36.84%		Left the USA
114	Respondents		

Q27. If you stayed in the USA, what did you do immediately after leaving UC San Diego other than looking for a job? (Check all that apply)

Count	Respondent %	Response %		
2	2.86%	2.47%		Applied for permanent residency
0	0.00%	0.00%		Joined the military
10	14.29%	12.35%		Studied for another degree
22	31.43%	27.16%		Traveled
4	5.71%	4.94%		Volunteered
39	55.71%	48.15%		Worked
4	5.71%	4.94%		Other (please specify)

Count	Percent		
1	25.00%		Be with my husband
1	25.00%		no
1	25.00%		Visited home country
1	25.00%		Went back home till started working

70 Respondents
81 Responses

Q28. If you left the USA, what did you do immediately after leaving UC San Diego? (Check all that apply)

Count	Respondent %	Response %		
0	0.00%	0.00%		Joined the military
19	45.24%	38.00%		Still studying/pursuing same or other degree
7	16.67%	14.00%		Traveled
3	7.14%	6.00%		Volunteered
15	35.71%	30.00%		Worked
6	14.29%	12.00%		Other (please specify)

Count	Percent		
1	16.67%		Came back to Europe
1	16.67%		look for employment
1	16.67%		Looked for jobs
1	16.67%		nothing
1	16.67%		short sabbatical then job hunting
1	16.67%		visit family

42 Respondents
50 Responses

Q29. What is your gender?

Count	Percent		
46	41.07%		Female
65	58.04%		Male
1	0.89%		Nonbinary
0	0.00%		Other (please specify)
<hr/>			
	Count	Percent	
112	Respondents		

Q30. Which one of the following statements best describes you?

Count	Percent		
13	11.61%		English is my first language
80	71.43%		English is my second language
19	16.96%		I was raised multilingually and English was one of the languages
112	Respondents		

Q31. What is your country of citizenship? If you have dual citizenship, select your primary citizenship country.

Count	Percent		
0	0.00%	<input type="text"/>	Afghanistan
0	0.00%	<input type="text"/>	Akrotiri
0	0.00%	<input type="text"/>	Albania
0	0.00%	<input type="text"/>	Algeria
0	0.00%	<input type="text"/>	American Samoa
0	0.00%	<input type="text"/>	Andorra
0	0.00%	<input type="text"/>	Angola
0	0.00%	<input type="text"/>	Anguilla
0	0.00%	<input type="text"/>	Antarctica
0	0.00%	<input type="text"/>	Antigua and Barbuda
1	0.89%	<input type="text"/>	Argentina
1	0.89%	<input type="text"/>	Armenia
0	0.00%	<input type="text"/>	Aruba
0	0.00%	<input type="text"/>	Ashmore and Cartier Islands
2	1.79%	<input type="text"/>	Australia
0	0.00%	<input type="text"/>	Austria
0	0.00%	<input type="text"/>	Azerbaijan
0	0.00%	<input type="text"/>	Bahamas, The
0	0.00%	<input type="text"/>	Bahrain
0	0.00%	<input type="text"/>	Bangladesh
0	0.00%	<input type="text"/>	Barbados
0	0.00%	<input type="text"/>	Bassas da India
0	0.00%	<input type="text"/>	Belarus
0	0.00%	<input type="text"/>	Belgium
0	0.00%	<input type="text"/>	Belize
0	0.00%	<input type="text"/>	Benin
0	0.00%	<input type="text"/>	Bermuda
0	0.00%	<input type="text"/>	Bhutan
0	0.00%	<input type="text"/>	Bolivia
0	0.00%	<input type="text"/>	Bosnia and Herzegovina
0	0.00%	<input type="text"/>	Botswana
0	0.00%	<input type="text"/>	Bouvet Island
1	0.89%	<input type="text"/>	Brazil
0	0.00%	<input type="text"/>	British Indian Ocean Territory
0	0.00%	<input type="text"/>	British Virgin Islands
0	0.00%	<input type="text"/>	Brunei
0	0.00%	<input type="text"/>	Bulgaria
0	0.00%	<input type="text"/>	Burkina Faso
0	0.00%	<input type="text"/>	Burma
0	0.00%	<input type="text"/>	Burundi
0	0.00%	<input type="text"/>	Cambodia
0	0.00%	<input type="text"/>	Cameroon
		<input type="text"/>	

0	0.00%		Canada
0	0.00%		Cape Verde
0	0.00%		Cayman Islands
0	0.00%		Central African Republic
0	0.00%		Chad
1	0.89%		Chile
45	40.18%		China
0	0.00%		Christmas Island
0	0.00%		Clipperton Island
0	0.00%		Cocos (Keeling) Islands
1	0.89%		Colombia
0	0.00%		Comoros
0	0.00%		Congo, Democratic Republic of the
0	0.00%		Congo, Republic of the
0	0.00%		Cook Islands
0	0.00%		Coral Sea Islands
0	0.00%		Costa Rica
0	0.00%		Cote d'Ivoire
0	0.00%		Croatia
0	0.00%		Cuba
0	0.00%		Cyprus
0	0.00%		Czech Republic
1	0.89%		Denmark
0	0.00%		Dhekelia
0	0.00%		Djibouti
0	0.00%		Dominica
0	0.00%		Dominican Republic
0	0.00%		Ecuador
0	0.00%		Egypt
0	0.00%		El Salvador
0	0.00%		Equatorial Guinea
0	0.00%		Eritrea
0	0.00%		Estonia
0	0.00%		Ethiopia
0	0.00%		Europa Island
0	0.00%		Falkland Islands (Islas Malvinas)
0	0.00%		Faroe Islands
0	0.00%		Fiji
0	0.00%		Finland
2	1.79%		France
0	0.00%		French Guiana
0	0.00%		French Polynesia
0	0.00%		French Southern and Antarctic Lands
0	0.00%		Gabon

0	0.00%		Gambia, The
0	0.00%		Gaza Strip
0	0.00%		Georgia
0	0.00%		Germany
0	0.00%		Ghana
0	0.00%		Gibraltar
0	0.00%		Glorioso Islands
0	0.00%		Greece
0	0.00%		Greenland
0	0.00%		Grenada
0	0.00%		Guadeloupe
0	0.00%		Guam
0	0.00%		Guatemala
0	0.00%		Guernsey
0	0.00%		Guinea
0	0.00%		Guinea-Bissau
0	0.00%		Guyana
0	0.00%		Haiti
0	0.00%		Heard Island and McDonald Islands
0	0.00%		Holy See (Vatican City)
0	0.00%		Honduras
1	0.89%		Hong Kong
0	0.00%		Hungary
0	0.00%		Iceland
21	18.75%		India
1	0.89%		Indonesia
1	0.89%		Iran
0	0.00%		Iraq
4	3.57%		Ireland
0	0.00%		Isle of Man
0	0.00%		Israel
1	0.89%		Italy
0	0.00%		Jamaica
0	0.00%		Jan Mayen
2	1.79%		Japan
0	0.00%		Jersey
0	0.00%		Jordan
0	0.00%		Juan de Nova Island
0	0.00%		Kazakhstan
1	0.89%		Kenya
0	0.00%		Kiribati
0	0.00%		Korea, North
4	3.57%		Korea, South
0	0.00%		Kuwait

0	0.00%		Kyrgyzstan
1	0.89%		Laos
0	0.00%		Latvia
0	0.00%		Lebanon
0	0.00%		Lesotho
0	0.00%		Liberia
0	0.00%		Libya
0	0.00%		Liechtenstein
0	0.00%		Lithuania
0	0.00%		Luxembourg
0	0.00%		Macau
0	0.00%		Macedonia
0	0.00%		Madagascar
0	0.00%		Malawi
2	1.79%		Malaysia
0	0.00%		Maldives
0	0.00%		Mali
0	0.00%		Malta
0	0.00%		Marshall Islands
0	0.00%		Martinique
0	0.00%		Mauritania
0	0.00%		Mauritius
0	0.00%		Mayotte
2	1.79%		Mexico
0	0.00%		Micronesia, Federated States of
0	0.00%		Moldova
0	0.00%		Monaco
0	0.00%		Mongolia
0	0.00%		Montserrat
0	0.00%		Morocco
0	0.00%		Mozambique
0	0.00%		Namibia
0	0.00%		Nauru
0	0.00%		Navassa Island
0	0.00%		Nepal
0	0.00%		Netherlands
0	0.00%		Netherlands Antilles
0	0.00%		New Caledonia
1	0.89%		New Zealand
0	0.00%		Nicaragua
0	0.00%		Niger
0	0.00%		Nigeria
0	0.00%		Niue
0	0.00%		Norfolk Island

0	0.00%		Northern Mariana Islands
0	0.00%		Norway
0	0.00%		Oman
0	0.00%		Pakistan
0	0.00%		Palau
0	0.00%		Panama
0	0.00%		Papua New Guinea
0	0.00%		Paracel Islands
0	0.00%		Paraguay
0	0.00%		Peru
0	0.00%		Philippines
0	0.00%		Pitcairn Islands
0	0.00%		Poland
1	0.89%		Portugal
0	0.00%		Puerto Rico
0	0.00%		Qatar
0	0.00%		Reunion
0	0.00%		Romania
0	0.00%		Russia
0	0.00%		Rwanda
0	0.00%		Saint Helena
0	0.00%		Saint Kitts and Nevis
0	0.00%		Saint Lucia
0	0.00%		Saint Pierre and Miquelon
0	0.00%		Saint Vincent and the Grenadines
0	0.00%		Samoa
0	0.00%		San Marino
0	0.00%		Sao Tome and Principe
0	0.00%		Saudi Arabia
0	0.00%		Senegal
0	0.00%		Serbia and Montenegro
0	0.00%		Seychelles
0	0.00%		Sierra Leone
1	0.89%		Singapore
0	0.00%		Slovakia
0	0.00%		Slovenia
0	0.00%		Solomon Islands
0	0.00%		Somalia
0	0.00%		South Africa
0	0.00%		South Georgia and the South Sandwich Islands
3	2.68%		Spain
0	0.00%		Spratly Islands
0	0.00%		Sri Lanka
0	0.00%		Sudan

0	0.00%		Suriname
0	0.00%		Svalbard
0	0.00%		Swaziland
2	1.79%		Sweden
1	0.89%		Switzerland
0	0.00%		Syria
4	3.57%		Taiwan
0	0.00%		Tajikistan
0	0.00%		Tanzania
0	0.00%		Thailand
0	0.00%		Timor-Leste
0	0.00%		Togo
0	0.00%		Tokelau
0	0.00%		Tonga
1	0.89%		Trinidad and Tobago
0	0.00%		Tromelin Island
0	0.00%		Tunisia
1	0.89%		Turkey
0	0.00%		Turkmenistan
0	0.00%		Turks and Caicos Islands
0	0.00%		Tuvalu
0	0.00%		Uganda
0	0.00%		Ukraine
0	0.00%		United Arab Emirates
1	0.89%		United Kingdom
0	0.00%		United States
0	0.00%		Uruguay
0	0.00%		Uzbekistan
0	0.00%		Vanuatu
0	0.00%		Venezuela
0	0.00%		Vietnam
0	0.00%		Virgin Islands
0	0.00%		Wake Island
0	0.00%		Wallis and Futuna
0	0.00%		West Bank
0	0.00%		Western Sahara
0	0.00%		Yemen
0	0.00%		Zambia
0	0.00%		Zimbabwe

112 Respondents

Q32. Which country are you living in now?

Count	Percent		
0	0.00%	<input type="text"/>	Afghanistan
0	0.00%	<input type="text"/>	Akrotiri
0	0.00%	<input type="text"/>	Albania
0	0.00%	<input type="text"/>	Algeria
0	0.00%	<input type="text"/>	American Samoa
0	0.00%	<input type="text"/>	Andorra
0	0.00%	<input type="text"/>	Angola
0	0.00%	<input type="text"/>	Anguilla
0	0.00%	<input type="text"/>	Antarctica
0	0.00%	<input type="text"/>	Antigua and Barbuda
0	0.00%	<input type="text"/>	Argentina
0	0.00%	<input type="text"/>	Armenia
0	0.00%	<input type="text"/>	Aruba
0	0.00%	<input type="text"/>	Ashmore and Cartier Islands
2	1.79%	<input type="text"/>	Australia
0	0.00%	<input type="text"/>	Austria
0	0.00%	<input type="text"/>	Azerbaijan
0	0.00%	<input type="text"/>	Bahamas, The
0	0.00%	<input type="text"/>	Bahrain
0	0.00%	<input type="text"/>	Bangladesh
0	0.00%	<input type="text"/>	Barbados
0	0.00%	<input type="text"/>	Bassas da India
0	0.00%	<input type="text"/>	Belarus
0	0.00%	<input type="text"/>	Belgium
0	0.00%	<input type="text"/>	Belize
0	0.00%	<input type="text"/>	Benin
0	0.00%	<input type="text"/>	Bermuda
0	0.00%	<input type="text"/>	Bhutan
0	0.00%	<input type="text"/>	Bolivia
0	0.00%	<input type="text"/>	Bosnia and Herzegovina
0	0.00%	<input type="text"/>	Botswana
0	0.00%	<input type="text"/>	Bouvet Island
0	0.00%	<input type="text"/>	Brazil
0	0.00%	<input type="text"/>	British Indian Ocean Territory
0	0.00%	<input type="text"/>	British Virgin Islands
0	0.00%	<input type="text"/>	Brunei
0	0.00%	<input type="text"/>	Bulgaria
0	0.00%	<input type="text"/>	Burkina Faso
0	0.00%	<input type="text"/>	Burma
0	0.00%	<input type="text"/>	Burundi
0	0.00%	<input type="text"/>	Cambodia
0	0.00%	<input type="text"/>	Cameroon
		<input type="text"/>	

0	0.00%		Canada
0	0.00%		Cape Verde
0	0.00%		Cayman Islands
0	0.00%		Central African Republic
0	0.00%		Chad
1	0.89%		Chile
16	14.29%		China
0	0.00%		Christmas Island
0	0.00%		Clipperton Island
0	0.00%		Cocos (Keeling) Islands
0	0.00%		Colombia
0	0.00%		Comoros
0	0.00%		Congo, Democratic Republic of the
0	0.00%		Congo, Republic of the
0	0.00%		Cook Islands
0	0.00%		Coral Sea Islands
0	0.00%		Costa Rica
0	0.00%		Cote d'Ivoire
0	0.00%		Croatia
0	0.00%		Cuba
0	0.00%		Cyprus
0	0.00%		Czech Republic
1	0.89%		Denmark
0	0.00%		Dhekelia
0	0.00%		Djibouti
0	0.00%		Dominica
0	0.00%		Dominican Republic
0	0.00%		Ecuador
0	0.00%		Egypt
0	0.00%		El Salvador
0	0.00%		Equatorial Guinea
0	0.00%		Eritrea
0	0.00%		Estonia
0	0.00%		Ethiopia
0	0.00%		Europa Island
0	0.00%		Falkland Islands (Islas Malvinas)
0	0.00%		Faroe Islands
0	0.00%		Fiji
0	0.00%		Finland
2	1.79%		France
0	0.00%		French Guiana
0	0.00%		French Polynesia
0	0.00%		French Southern and Antarctic Lands
0	0.00%		Gabon

0	0.00%		Gambia, The
0	0.00%		Gaza Strip
0	0.00%		Georgia
1	0.89%		Germany
0	0.00%		Ghana
0	0.00%		Gibraltar
0	0.00%		Glorioso Islands
0	0.00%		Greece
0	0.00%		Greenland
0	0.00%		Grenada
0	0.00%		Guadeloupe
0	0.00%		Guam
0	0.00%		Guatemala
0	0.00%		Guernsey
0	0.00%		Guinea
0	0.00%		Guinea-Bissau
0	0.00%		Guyana
0	0.00%		Haiti
0	0.00%		Heard Island and McDonald Islands
0	0.00%		Holy See (Vatican City)
0	0.00%		Honduras
2	1.79%		Hong Kong
0	0.00%		Hungary
0	0.00%		Iceland
1	0.89%		India
0	0.00%		Indonesia
0	0.00%		Iran
0	0.00%		Iraq
3	2.68%		Ireland
0	0.00%		Isle of Man
0	0.00%		Israel
1	0.89%		Italy
0	0.00%		Jamaica
0	0.00%		Jan Mayen
3	2.68%		Japan
0	0.00%		Jersey
0	0.00%		Jordan
0	0.00%		Juan de Nova Island
0	0.00%		Kazakhstan
0	0.00%		Kenya
0	0.00%		Kiribati
0	0.00%		Korea, North
3	2.68%		Korea, South
0	0.00%		Kuwait

0	0.00%		Kyrgyzstan
1	0.89%		Laos
0	0.00%		Latvia
0	0.00%		Lebanon
0	0.00%		Lesotho
0	0.00%		Liberia
0	0.00%		Libya
0	0.00%		Liechtenstein
0	0.00%		Lithuania
0	0.00%		Luxembourg
0	0.00%		Macau
0	0.00%		Macedonia
0	0.00%		Madagascar
0	0.00%		Malawi
1	0.89%		Malaysia
0	0.00%		Maldives
0	0.00%		Mali
0	0.00%		Malta
0	0.00%		Marshall Islands
0	0.00%		Martinique
0	0.00%		Mauritania
0	0.00%		Mauritius
0	0.00%		Mayotte
1	0.89%		Mexico
0	0.00%		Micronesia, Federated States of
0	0.00%		Moldova
0	0.00%		Monaco
0	0.00%		Mongolia
0	0.00%		Montserrat
0	0.00%		Morocco
0	0.00%		Mozambique
0	0.00%		Namibia
0	0.00%		Nauru
0	0.00%		Navassa Island
0	0.00%		Nepal
1	0.89%		Netherlands
0	0.00%		Netherlands Antilles
0	0.00%		New Caledonia
0	0.00%		New Zealand
0	0.00%		Nicaragua
0	0.00%		Niger
0	0.00%		Nigeria
0	0.00%		Niue
0	0.00%		Norfolk Island
			

0	0.00%		Northern Mariana Islands
0	0.00%		Norway
0	0.00%		Oman
0	0.00%		Pakistan
0	0.00%		Palau
0	0.00%		Panama
0	0.00%		Papua New Guinea
0	0.00%		Paracel Islands
0	0.00%		Paraguay
0	0.00%		Peru
0	0.00%		Philippines
0	0.00%		Pitcairn Islands
0	0.00%		Poland
2	1.79%		Portugal
0	0.00%		Puerto Rico
0	0.00%		Qatar
0	0.00%		Reunion
0	0.00%		Romania
0	0.00%		Russia
0	0.00%		Rwanda
0	0.00%		Saint Helena
0	0.00%		Saint Kitts and Nevis
0	0.00%		Saint Lucia
0	0.00%		Saint Pierre and Miquelon
0	0.00%		Saint Vincent and the Grenadines
0	0.00%		Samoa
0	0.00%		San Marino
0	0.00%		Sao Tome and Principe
0	0.00%		Saudi Arabia
0	0.00%		Senegal
0	0.00%		Serbia and Montenegro
0	0.00%		Seychelles
0	0.00%		Sierra Leone
2	1.79%		Singapore
0	0.00%		Slovakia
0	0.00%		Slovenia
0	0.00%		Solomon Islands
0	0.00%		Somalia
0	0.00%		South Africa
0	0.00%		South Georgia and the South Sandwich Islands
1	0.89%		Spain
0	0.00%		Spratly Islands
0	0.00%		Sri Lanka
0	0.00%		Sudan

0	0.00%		Suriname
0	0.00%		Svalbard
0	0.00%		Swaziland
1	0.89%		Sweden
1	0.89%		Switzerland
0	0.00%		Syria
1	0.89%		Taiwan
0	0.00%		Tajikistan
0	0.00%		Tanzania
0	0.00%		Thailand
0	0.00%		Timor-Leste
0	0.00%		Togo
0	0.00%		Tokelau
0	0.00%		Tonga
0	0.00%		Trinidad and Tobago
0	0.00%		Tromelin Island
0	0.00%		Tunisia
0	0.00%		Turkey
0	0.00%		Turkmenistan
0	0.00%		Turks and Caicos Islands
0	0.00%		Tuvalu
0	0.00%		Uganda
0	0.00%		Ukraine
0	0.00%		United Arab Emirates
2	1.79%		United Kingdom
62	55.36%		United States
0	0.00%		Uruguay
0	0.00%		Uzbekistan
0	0.00%		Vanuatu
0	0.00%		Venezuela
0	0.00%		Vietnam
0	0.00%		Virgin Islands
0	0.00%		Wake Island
0	0.00%		Wallis and Futuna
0	0.00%		West Bank
0	0.00%		Western Sahara
0	0.00%		Yemen
0	0.00%		Zambia
0	0.00%		Zimbabwe
112 Respondents			



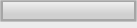




Q33. What are you doing now? (Check all that apply)			
Count	Respondent %	Response %	
24	22.02%	18.46%	<input checked="" type="checkbox"/> Looking for employment
3	2.75%	2.31%	<input type="checkbox"/> Postdoc

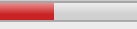


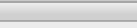

0	0.00%	0.00%		Serving in the military										
38	34.86%	29.23%		Still studying/pursuing same or other degree										
4	3.67%	3.08%		Traveling										
5	4.59%	3.85%		Volunteering										
54	49.54%	41.54%		Working										
2	1.83%	1.54%		Other (please specify)										
<table border="1"> <thead> <tr> <th>Count</th> <th>Percent</th> <th></th> <th></th> <th></th> </tr> </thead> <tbody> <tr> <td>1</td> <td>50.00%</td> <td></td> <td>internship</td> <td></td> </tr> </tbody> </table>					Count	Percent				1	50.00%		internship	
Count	Percent													
1	50.00%		internship											
109 Respondents														
130 Responses														


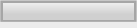




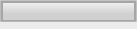




Q34. What effect did your experience at UC San Diego have on you personally?				
Count	Percent			
44	40.37%		Very positive	
58	53.21%		Positive	
3	2.75%		Negative	
2	1.83%		Very negative	
2	1.83%		No effect	
109 Respondents				

Q35. Please explain:																																																											
Count	Percent																																																										
51	100.00%																																																										
<table border="1"> <thead> <tr> <th>Count</th> <th>Percent</th> <th></th> <th></th> <th></th> </tr> </thead> <tbody> <tr> <td>1</td> <td>1.96%</td> <td></td> <td>.</td> <td></td> </tr> <tr> <td>1</td> <td>1.96%</td> <td></td> <td>All the things I experienced in terms of adjusting to the new culture, new ways of living, new processes, some extremely great people and some people who really challenged me culturally and were not accepting of speech or terminologies from a different culture, truly helped me develop an extremely tough side to myself and gave me a lot of learning through the hardships. Of course the things I learnt in my psychology classes and the friends I made helped me view the people that weren't accepting of who I was as people who have just not been exposed to the rest of the world enough. A small example of cultural difference, when I needed to go to the loo during during my first month at school, I said "where is the toilet" and I dont know if I was speaking a different language but the person i was speaking to was confused or atleast acted confused derogatorily until I came up with every way I knew how to say the same, until I just claimed "I need to pee" and she went "OH you mean the washroom, ew who says 'toilet'". I'm pretty sure she understood way before that but it was purely to put me down. then Over the years I gained the courage to tell ignorant people as such that literally everywhere besides in America, saying "toilet" is the most common and accepted way of asking to go pee. Just an example!</td> <td></td> </tr> <tr> <td>1</td> <td>1.96%</td> <td></td> <td>always making plan before doing any work?</td> <td></td> </tr> <tr> <td>1</td> <td>1.96%</td> <td></td> <td>Amazing institution that gave me the time and space to grow as an artist, scholar, musician, and person. Other students were fantastic and some became life-long friends. The program in the music department is outstanding - internationally perhaps the best of its kind.</td> <td></td> </tr> <tr> <td>1</td> <td>1.96%</td> <td></td> <td>Amazing personal experience. Learnt a lot about myself and I am now more confident in myself.</td> <td></td> </tr> <tr> <td>1</td> <td>1.96%</td> <td></td> <td>Anyway, it is a new place and new experience to me. Though I personally feel it could be made better and more enjoyable</td> <td></td> </tr> <tr> <td>1</td> <td>1.96%</td> <td></td> <td>Beautiful campus and kind professors.</td> <td></td> </tr> <tr> <td>1</td> <td>1.96%</td> <td></td> <td>Between the academics and social life I had at UCSD it made for an extremely positive experience throughout college.</td> <td></td> </tr> <tr> <td>1</td> <td>1.96%</td> <td></td> <td>Brilliant experience, met lots of new friends, had many new experiences</td> <td></td> </tr> <tr> <td>1</td> <td>1.96%</td> <td></td> <td>challenged me to learn more, opened my eyes to research, helped me communicate with people better</td> <td></td> </tr> </tbody> </table>					Count	Percent				1	1.96%		.		1	1.96%		All the things I experienced in terms of adjusting to the new culture, new ways of living, new processes, some extremely great people and some people who really challenged me culturally and were not accepting of speech or terminologies from a different culture, truly helped me develop an extremely tough side to myself and gave me a lot of learning through the hardships. Of course the things I learnt in my psychology classes and the friends I made helped me view the people that weren't accepting of who I was as people who have just not been exposed to the rest of the world enough. A small example of cultural difference, when I needed to go to the loo during during my first month at school, I said "where is the toilet" and I dont know if I was speaking a different language but the person i was speaking to was confused or atleast acted confused derogatorily until I came up with every way I knew how to say the same, until I just claimed "I need to pee" and she went "OH you mean the washroom, ew who says 'toilet'". I'm pretty sure she understood way before that but it was purely to put me down. then Over the years I gained the courage to tell ignorant people as such that literally everywhere besides in America, saying "toilet" is the most common and accepted way of asking to go pee. Just an example!		1	1.96%		always making plan before doing any work?		1	1.96%		Amazing institution that gave me the time and space to grow as an artist, scholar, musician, and person. Other students were fantastic and some became life-long friends. The program in the music department is outstanding - internationally perhaps the best of its kind.		1	1.96%		Amazing personal experience. Learnt a lot about myself and I am now more confident in myself.		1	1.96%		Anyway, it is a new place and new experience to me. Though I personally feel it could be made better and more enjoyable		1	1.96%		Beautiful campus and kind professors.		1	1.96%		Between the academics and social life I had at UCSD it made for an extremely positive experience throughout college.		1	1.96%		Brilliant experience, met lots of new friends, had many new experiences		1	1.96%		challenged me to learn more, opened my eyes to research, helped me communicate with people better	
Count	Percent																																																										
1	1.96%		.																																																								
1	1.96%		All the things I experienced in terms of adjusting to the new culture, new ways of living, new processes, some extremely great people and some people who really challenged me culturally and were not accepting of speech or terminologies from a different culture, truly helped me develop an extremely tough side to myself and gave me a lot of learning through the hardships. Of course the things I learnt in my psychology classes and the friends I made helped me view the people that weren't accepting of who I was as people who have just not been exposed to the rest of the world enough. A small example of cultural difference, when I needed to go to the loo during during my first month at school, I said "where is the toilet" and I dont know if I was speaking a different language but the person i was speaking to was confused or atleast acted confused derogatorily until I came up with every way I knew how to say the same, until I just claimed "I need to pee" and she went "OH you mean the washroom, ew who says 'toilet'". I'm pretty sure she understood way before that but it was purely to put me down. then Over the years I gained the courage to tell ignorant people as such that literally everywhere besides in America, saying "toilet" is the most common and accepted way of asking to go pee. Just an example!																																																								
1	1.96%		always making plan before doing any work?																																																								
1	1.96%		Amazing institution that gave me the time and space to grow as an artist, scholar, musician, and person. Other students were fantastic and some became life-long friends. The program in the music department is outstanding - internationally perhaps the best of its kind.																																																								
1	1.96%		Amazing personal experience. Learnt a lot about myself and I am now more confident in myself.																																																								
1	1.96%		Anyway, it is a new place and new experience to me. Though I personally feel it could be made better and more enjoyable																																																								
1	1.96%		Beautiful campus and kind professors.																																																								
1	1.96%		Between the academics and social life I had at UCSD it made for an extremely positive experience throughout college.																																																								
1	1.96%		Brilliant experience, met lots of new friends, had many new experiences																																																								
1	1.96%		challenged me to learn more, opened my eyes to research, helped me communicate with people better																																																								

1	1.96%	<input type="checkbox"/>	Culture experience; attitude toward difficulties
1	1.96%	<input type="checkbox"/>	Enhanced a global perspective, made me meet a lot of people from really diverse background and I feel it pushed me to a higher standard.
1	1.96%	<input type="checkbox"/>	Everybody I met at UCSD was super friendly and supportive. I made a lot of great friends, had a lot of wonderful experiences, and just overall really enjoyed myself there.
1	1.96%	<input type="checkbox"/>	Got to meet new people
1	1.96%	<input type="checkbox"/>	Great university on all accounts: academic excellence, amazing infrastructure, diverse recreation activities, great physical and mental health services, career services.
1	1.96%	<input type="checkbox"/>	High level of personal growth
1	1.96%	<input type="checkbox"/>	I am very fond of the time I spent at UCSD.
1	1.96%	<input type="checkbox"/>	I had an amazing experience, met great friends, learned a lot of things. I also discovered many new cultures and different ways of thinking.
1	1.96%	<input type="checkbox"/>	I loved my stay at UC San Diego. I really loved San Diego in general and all the people I've met. I loved exploring a different culture. I did, however, feel very lonely at times.
1	1.96%	<input type="checkbox"/>	I met some difficulties, but learned quite a lot from them.
1	1.96%	<input type="checkbox"/>	I overall enjoyed my time in UCSD
1	1.96%	<input type="checkbox"/>	I started disliking California and the isolated culture and the poverty and lack of transportation
1	1.96%	<input type="checkbox"/>	I think this was a lifetime opportunity, especially given the people I met and the profound footprint they left on me. I want to thank UCSD for this experience.
1	1.96%	<input type="checkbox"/>	I was fortunate to find friends that made my experience at UC San Diego great. Working at the design lab was a lot of fun and I enjoyed all my classes. It is great that the beach is right next to campus. The only negative experience that I had was that housing is scattered all over campus so it was not easy to make friends with people from other colleges. Moreover, due to the large amount of students at UCSD, it was hard to find housing.
1	1.96%	<input type="checkbox"/>	I was good to experience the western culture
1	1.96%	<input type="checkbox"/>	I'm more used to US life style and communication. It's not that scary any more. And I'm totally comfortable to discussion with other people on research and technical topics.
1	1.96%	<input type="checkbox"/>	I've become more independent. The culture differences taught me how to respect and appreciate each other.
1	1.96%	<input type="checkbox"/>	It helped improving my english a lot, meet international friends, develop skills that will be strengths on my resume, ...
1	1.96%	<input type="checkbox"/>	It was an amazing experience to live in another country and also getting to know Scripps Institution of Oceanography
1	1.96%	<input type="checkbox"/>	it was nice
1	1.96%	<input type="checkbox"/>	La Jolla is a good place. GPS school seems a independent place in the campus.
1	1.96%	<input type="checkbox"/>	Learnt from the multicultural exposure in the nanoeng department and the knowledge of how bad someone considered as mentor and advisor could be when it comes to saving their ass in actual life.
1	1.96%	<input type="checkbox"/>	Loved the university gave good tools for a PhD
1	1.96%	<input type="checkbox"/>	Made me more independent and prepared for the future
1	1.96%	<input type="checkbox"/>	Meeting people from all backgrounds is a really good experience.
1	1.96%	<input type="checkbox"/>	Met friends, got independent and socialised.
1	1.96%	<input type="checkbox"/>	My advisor gave me irreversible trauma
1	1.96%	<input type="checkbox"/>	My experience at UCSD essentially enhanced my confidence in networking and my integration into American culture, and my learning capability either in the workplace or for my personal improvement.
1	1.96%	<input type="checkbox"/>	N/A
1	1.96%	<input type="checkbox"/>	Nice weather, nice people
1	1.96%	<input type="checkbox"/>	Now I have a better understanding about myself
1	1.96%	<input type="checkbox"/>	Overall nice people and environment.
1	1.96%	<input type="checkbox"/>	The american university culture is very different from that of Europe. Could get to know other ways to learn, interact with the knowledge and professors and students.
1	1.96%	<input type="checkbox"/>	The experience I gained in UCSD is definitely very positive, I grew as a professional and

			personally. Besides the academic aspect, how UCSD manages and encourages sustainability really marked me and what I learnt about it will stick with me. They did a great job encouraging the adoption of ecofriendly habits, like reusable water bottles, utensils, mugs among many others, which I took back to my country and I am still doing them.
1	1.96%		The experience I had while studying at UC San Diego has been of great value in cultivating my capacity of thinking as well as broadening my scope of knowledge. I am absolutely positive that what I learned at UCSD will continue to be my great asset in developing my capability of logical thinking and pursuing my career.
1	1.96%		The Ph.D life is difficult and the grinding is taxing on both my physical and mental health. I am glad I was able to finish it in 5 years.
1	1.96%		There isn't a lot of inter cultural mingling, as compared to other universities my friends attended.
1	1.96%		UC San Diego and the USA remind me what dreams are made of. Life outside of it is much tougher and more difficult. It gives me a break from my life outside of USA to live happily and care-free and enjoy college life while not forgetting about my personal growth and development. The whole environment is very different (not stress-free, but it seemed wonderful).
1	1.96%		UC San Diego provided me a quality time to reflect on my own, relax, take some time off the hectic life to enjoy the perfect atmosphere in San Diego. The school facilities, location and environment were perfect.
1	1.96%		Understand cultural difference.
1	1.96%		You know, school.
51 Respondents			

Q36. What effect did your experience at UC San Diego have on you professionally?			
Count	Percent		
43	39.45%		Very positive
56	51.38%		Positive
2	1.83%		Negative
2	1.83%		Very negative
6	5.50%		No effect
109 Respondents			

Q37. Please explain:			
Count	Percent		
51	100.00%		
Count	Percent		
1	1.96%		.
1	1.96%		Academic fulfillment
1	1.96%		be careful on any detail
1	1.96%		Besides the specific knowledge and skills I've gained, my experience at UCSD also helped me form a clear view of what kind of environment makes me most comfortable, and what learning style suits me best. And I am more confident, more motivated and can study more efficiently because of it.
1	1.96%		challenged me to learn more, opened my eyes to research, helped me communicate with people better
1	1.96%		Coming from Spain, I was able to see a new world in terms of opportunities and challenges. The professional environment of UCSD was incredible, mainly how they motivated students to strive and be better with positive reinforcement.
1	1.96%		Course work was more application based.
1	1.96%		Did not learn much, can't find a job
1	1.96%		Didn't manage to secure an internship/job while I was there due to incapability, cultural inadaptability, and visa status.
1	1.96%		Employers and schools appreciate that I studied at UCSD

1	1.96%	<input type="checkbox"/>	Had the chance to learn with great professors and get to know them and what they do.
1	1.96%	<input type="checkbox"/>	Have learn a lot in economics.
1	1.96%	<input type="checkbox"/>	I believe the skills I gained while at UCSD were instrumental in securing employment after my PhD.
1	1.96%	<input type="checkbox"/>	I believe what I learned from my program is interesting and useful to my career development.
1	1.96%	<input type="checkbox"/>	I could learn about Beatles
1	1.96%	<input type="checkbox"/>	I did not work while in UCSD
1	1.96%	<input type="checkbox"/>	I had the opportunity to work in a physiology lab, something that is rare in France
1	1.96%	<input type="checkbox"/>	I have not seen any effects yet. However, I am still studying/doing an internship, in which they valued my international experience.
1	1.96%	<input type="checkbox"/>	I resolve to devote myself to the study of neuroscience because of my experience in UC San Diego.
1	1.96%	<input type="checkbox"/>	I take several interesting modules such as Cognitive Science and meet several nice professors like Prof. Joe Pasquale
1	1.96%	<input type="checkbox"/>	I walked straight out of my doctorate into a mid-level academic job (area head within a music department).
1	1.96%	<input type="checkbox"/>	I was able to have a very good education and I miss taking classes at UCSD. Everything was very clear. It was nice studying in such an environment.
1	1.96%	<input type="checkbox"/>	I've involved many great research opportunities.
1	1.96%	<input type="checkbox"/>	It gave me a doctoral degree and chances to intern off-campus during summer to have a chance to find a job in the U.S.
1	1.96%	<input type="checkbox"/>	Kind of hard to find internship since classes were not very relevant to work and job fairs were too crowded
1	1.96%	<input type="checkbox"/>	Learnt how to deal with people, presentation skills, open-mindedness and acceptance.
1	1.96%	<input type="checkbox"/>	Leaving my comfort zone has made me widen my range of expectations regarding my career
1	1.96%	<input type="checkbox"/>	Loved the university gave good tools for a PhD
1	1.96%	<input type="checkbox"/>	Made me more hardworking. Academics were challenging in a good way. Students are competitive so builds competitiveness inside you.
1	1.96%	<input type="checkbox"/>	More focused and determined.
1	1.96%	<input type="checkbox"/>	more independence and self confidence
1	1.96%	<input type="checkbox"/>	My classes and mentors at the design lab prepared me well for grad school.
1	1.96%	<input type="checkbox"/>	My knowledge field expanded a lot here.
1	1.96%	<input type="checkbox"/>	My upper class level lectures were really good
1	1.96%	<input type="checkbox"/>	N/A
1	1.96%	<input type="checkbox"/>	No one really cares about u
1	1.96%	<input type="checkbox"/>	no work yet.
1	1.96%	<input type="checkbox"/>	Opened up professional opportunities
1	1.96%	<input type="checkbox"/>	overload in academic but not helpful in finding job.. Academic policy of GPS changed in each quarter. Some lecturers seem don't know how to teach! Professors from Rady and Econ department are much better. To some extent, I wasted 72000 dollars and two years. I feel sorry to my parents who pay me the bill.
1	1.96%	<input type="checkbox"/>	The experience of volunteering as a research assistant helped.
1	1.96%	<input type="checkbox"/>	The interaction and discussions I had with the professors and students at UC San Diego have been of great help in communicating effectively with my coworkers at my workplace (the Korea Exchange) and coming up with new ideas and thinking comprehensively.
1	1.96%	<input type="checkbox"/>	The teachers and professors at UCSD are very good and I loved to explore a new approach to studying and a new approach to my field.
1	1.96%	<input type="checkbox"/>	Too focused on sciences and research. Doesnt really prepare students for jobs.
1	1.96%	<input type="checkbox"/>	Took some useful courses
1	1.96%	<input type="checkbox"/>	UCSD and my specific master degree program are well known and regarded in my area.

1	1.96%	<input type="checkbox"/>	UCSD has a good reputation
1	1.96%	<input type="checkbox"/>	UCSD has a good reputation. I guess it will help when finding a job.
1	1.96%	<input type="checkbox"/>	UCSD is known world wide, so having that on my resume is an good when you're looking for a job
1	1.96%	<input type="checkbox"/>	UCSD provided a huge amount of academic knowledge and professional skills that have proven very useful and successful already. Definitely, they helped me get into a Ph.D. program at University of Florida.
1	1.96%	<input type="checkbox"/>	With TA opportunities as well as internships I felt as though I could definitely succeed academically.
1	1.96%	<input type="checkbox"/>	You know, now is the time to work.

51 Respondents

Q38. What effect did the language skills you learned at UC San Diego have on you personally?

Count	Percent		
28	25.69%	<input type="checkbox"/>	Very positive
52	47.71%	<input type="checkbox"/>	Positive
1	0.92%	<input type="checkbox"/>	Negative
0	0.00%	<input type="checkbox"/>	Very negative
28	25.69%	<input type="checkbox"/>	No effect

109 Respondents

Q39. Please explain:

Count	Percent		
42	100.00%	<input type="checkbox"/>	
Count	Percent		
1	2.38%	<input type="checkbox"/>	-
1	2.38%	<input type="checkbox"/>	Already spoke fluent english.
1	2.38%	<input type="checkbox"/>	Attending DOC classes as a part of TMC opened my mind to many different concepts and helped me better articulate my thoughts and opinions.
1	2.38%	<input type="checkbox"/>	challenged me to learn more, opened my eyes to research, helped me communicate with people better
1	2.38%	<input type="checkbox"/>	Could improve my english skills in an academic environment
1	2.38%	<input type="checkbox"/>	Courses in my home university are also taught in English
1	2.38%	<input type="checkbox"/>	Did not participate in language related activities
1	2.38%	<input type="checkbox"/>	Did not really engage in this activity
1	2.38%	<input type="checkbox"/>	Gaining skills in using words when talking and writing
1	2.38%	<input type="checkbox"/>	Had the opportunity to deepen my study of Japanese
1	2.38%	<input type="checkbox"/>	I already had a really good English before getting there
1	2.38%	<input type="checkbox"/>	I am a native english speaker
1	2.38%	<input type="checkbox"/>	I am more comfortable reading and writing in English, and my accent is more natural now than before.
1	2.38%	<input type="checkbox"/>	I didn't learn any language skills at UCSD.
1	2.38%	<input type="checkbox"/>	I improved my level of English which is always positive.
1	2.38%	<input type="checkbox"/>	I practiced my English and now I'm fluent
1	2.38%	<input type="checkbox"/>	I speak more diplomatically, especially in a political environment.
1	2.38%	<input type="checkbox"/>	I think/hope my listening skill improved
1	2.38%	<input type="checkbox"/>	I was already completely fluent in English
1	2.38%	<input type="checkbox"/>	immersed in the American environment has improved my spoken English a lot. It's actually

			the daily experience like attending lectures and co-working with classmates in labs that helped me improve my english.
1	2.38%	<input type="checkbox"/>	Just using English daily helps
1	2.38%	<input type="checkbox"/>	Living in the us for 4 years helps:)
1	2.38%	<input type="checkbox"/>	Mandatory GE classes made me read
1	2.38%	<input type="checkbox"/>	More used to write and talk in English
1	2.38%	<input type="checkbox"/>	My brief stint in Chinese language classes definitely aided in maintaining my fluency
1	2.38%	<input type="checkbox"/>	My English became better
1	2.38%	<input type="checkbox"/>	My English became not only proficient, but 100% fluent, in all forms possible, such as conversation and writing, in formal and informal occasions.
1	2.38%	<input type="checkbox"/>	My English developed for the better during my stay.
1	2.38%	<input type="checkbox"/>	My English improved very much, I got more fluent, efficient and I lost my fear of speaking in public. Also, my writing skills improved a lot!
1	2.38%	<input type="checkbox"/>	My English, specially when it comes to an academic and profesional environment, has improved substantially
1	2.38%	<input type="checkbox"/>	My language skills improved greatly and I am very fluent in English now. I feel very comfortable using English, maybe sometimes more than my own native language, French.
1	2.38%	<input type="checkbox"/>	My level of English stayed the same, this was not the reason I did the exchange for. Even, given the population of Spanish-speakers at UCSD, it allowed me to learn more words from the different Spanish of each culture.
2	4.76%	<input type="checkbox"/>	N/A
1	2.38%	<input type="checkbox"/>	No effect as I'm an English speaker
1	2.38%	<input type="checkbox"/>	No language skill learned.
1	2.38%	<input type="checkbox"/>	Now I am able to understand any accent of English language
1	2.38%	<input type="checkbox"/>	speak better english
1	2.38%	<input type="checkbox"/>	The experience indeed improved my language skill to some extent that I can communicate easily regarding to technical or research topics.
1	2.38%	<input type="checkbox"/>	The language skills I learned at UC San Diego has helped me develop my logical way of thinking and expressing myself effectively and convincingly.
1	2.38%	<input type="checkbox"/>	Use of gender-neutral and inclusive lanaguage has the most prominent effect on me. Cultural sensitivity is something new I experienced at UC San Diego which I never took notice of before.
1	2.38%	<input type="checkbox"/>	Write few reports in my class.

42 Respondents

Q40. What effect did the language skills you learned at UC San Diego have on you professionally?

Count	Percent		
30	27.78%	<input type="checkbox"/>	Very positive
52	48.15%	<input type="checkbox"/>	Positive
0	0.00%	<input type="checkbox"/>	Negative
0	0.00%	<input type="checkbox"/>	Very negative
26	24.07%	<input type="checkbox"/>	No effect

108 Respondents

Q41. Please explain:

Count	Percent		
35	100.00%	<input type="checkbox"/>	

Count	Percent		
1	2.86%	<input type="checkbox"/>	-
1	2.86%	<input type="checkbox"/>	.

1	2.86%	<input type="checkbox"/>	challenged me to learn more, opened my eyes to research, helped me communicate with people better
1	2.86%	<input type="checkbox"/>	Communication and writing skills learned during Ph.D is helpful.
1	2.86%	<input type="checkbox"/>	Did not participate in any language related activities
1	2.86%	<input type="checkbox"/>	English is very important in academic writing.
1	2.86%	<input type="checkbox"/>	Haven't really used this.
1	2.86%	<input type="checkbox"/>	I am a native english speaker
1	2.86%	<input type="checkbox"/>	I am still in a Master program and it is in English. Therefore, the skills I acquired at UCSD help me greatly, for my master, for internships and for research in general.
1	2.86%	<input type="checkbox"/>	I can now converse with individuals appropriately about sensitive issues.
1	2.86%	<input type="checkbox"/>	I communicate with my colleagues and advisors about research better
1	2.86%	<input type="checkbox"/>	I didn't learn any language skills at UCSD.
1	2.86%	<input type="checkbox"/>	i dont understand the question
1	2.86%	<input type="checkbox"/>	I got more confident at speaking to colleagues and I got very useful skill on how to present my research efficiently.
1	2.86%	<input type="checkbox"/>	I really learnt to talk about my subject in English, which is very good.
1	2.86%	<input type="checkbox"/>	I would like to refer to the previous answer.
1	2.86%	<input type="checkbox"/>	In every interview that I go people is asking for English
1	2.86%	<input type="checkbox"/>	It helped me read papers fast than I used to.
1	2.86%	<input type="checkbox"/>	It was great
1	2.86%	<input type="checkbox"/>	More comfortable with my English skills
2	5.71%	<input type="checkbox"/>	N/A
1	2.86%	<input type="checkbox"/>	No effect as I'm an English speaker.
1	2.86%	<input type="checkbox"/>	Nothing yet
1	2.86%	<input type="checkbox"/>	Now I am considering working in English speaking positions
1	2.86%	<input type="checkbox"/>	Opens up a lot of opportunities in terms of networking and in finding employment.
1	2.86%	<input type="checkbox"/>	Really did not learn anymore language skills
1	2.86%	<input type="checkbox"/>	second language help for finding job
1	2.86%	<input type="checkbox"/>	Since it made me more comfortable reading in English, I can dig through previous literature more efficiently.
1	2.86%	<input type="checkbox"/>	The ability to speak and understand Chinese has had countless applications in my field.
1	2.86%	<input type="checkbox"/>	The more you master a language, the better.
1	2.86%	<input type="checkbox"/>	The university writing center is good.
1	2.86%	<input type="checkbox"/>	They have been helpful in communicating effectively with my colleagues at my workplace.
1	2.86%	<input type="checkbox"/>	Was already fluent in English
1	2.86%	<input type="checkbox"/>	Will help me support my language skills argument when being hired

35 Respondents


Q42. What effect did your experience at UC San Diego have on your career choice?

Count	Percent		
33	30.56%	<input type="checkbox"/>	Very positive
51	47.22%	<input type="checkbox"/>	Positive
5	4.63%	<input type="checkbox"/>	Negative
2	1.85%	<input type="checkbox"/>	Very negative
17	15.74%	<input type="checkbox"/>	No effect

108 Respondents

Q43. Please explain:

Count Percent




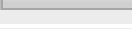



39 100.00% 

Count	Percent	
1	2.56%	 -
2	5.13%	 .
1	2.56%	 Already mentioned
1	2.56%	 Before this exchange program, I have a more ideal impression of US.
1	2.56%	 Being among a group of excellent colleagues and classmates makes me very confident in apply for jobs that I would otherwise not think I am capable for.
1	2.56%	 Definitely helped me decide on my next step, which was unknown when I started at UCSD. I ended up choosing to pursue a Ph.D.
1	2.56%	 Has my career goal before coming to UC San Diego
1	2.56%	 I am further developing my working skills at my workplace without changing my job.
1	2.56%	 I am still uncertain.
1	2.56%	 I am working at Intel now
1	2.56%	 I decided to do neuroscience research because of my academic training experience in UC San Diego.
1	2.56%	 I decided to go into my Master program because of the classes I took at UCSD. They made me interested in the field I am studying in right now.
1	2.56%	 I got confirmed that I chose the right subject.
1	2.56%	 I knew that i didnt like my major so I didnt do it
1	2.56%	 I lost two years of my life while spending a lot of money
1	2.56%	 I loved the programming and data science courses I took at UCSD and decided to include more from the computational aspect into my future career.
1	2.56%	 I more lost now than ever before, it had a negative effect but in the long run, it will be quite positive.
1	2.56%	 I want to keep conducting research.
1	2.56%	 I was able to find an engineering job given that I have no real engineering degree.
1	2.56%	 I was able to study different fields than that I study in Switzerland. Opened up my horizons
1	2.56%	 I was exposed to many new and exciting career path ideas
1	2.56%	 I was surprised the American people do not like welfare while I do. So working in the US might be tough for me.
1	2.56%	 I'm more willing to travel and go out of my comfort zone.
1	2.56%	 it changed completely my expectation from what I had coming into this degree.
1	2.56%	 It helped me to decide a little about what I do or don't want to do in the future.
1	2.56%	 It was great
1	2.56%	 Literally changed everything about how I saw the world - this includes career stuff, of course.
1	2.56%	 Makes me continue purchasing materials science researches.
1	2.56%	 More clarity in choosing career.
1	2.56%	 My employers appreciate my experience at UCSD
1	2.56%	 My major was already physics in my home University
1	2.56%	 open to working in the US
1	2.56%	 Professor offers me volunteer opportunity. Great person of her.
1	2.56%	 Still in academia
1	2.56%	 still in same job, kinda more confused about what should i do going forward now
1	2.56%	 the career fair mainly focuses on CS or any other engineer majors, few choices for other

			majors.
1	2.56%	<input type="checkbox"/>	UC San Diego easily aided me in successfully deciding on a career in technology.
1	2.56%	<input type="checkbox"/>	With new skills in my portfolio, my career choice is more wide now.
39 Respondents			



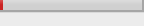


Q44. What effect did your experience at UC San Diego have on your progress in your career?			
Count	Percent		
29	26.85%	<input type="checkbox"/>	Very positive
60	55.56%	<input type="checkbox"/>	Positive
5	4.63%	<input type="checkbox"/>	Negative
1	0.93%	<input type="checkbox"/>	Very negative
13	12.04%	<input type="checkbox"/>	No effect
108 Respondents			

Q45. Please explain:			
Count	Percent		
31	100.00%	<input type="checkbox"/>	
Count	Percent		
1	3.23%	<input type="checkbox"/>	Academic Training has provided me with an important chance of research.
1	3.23%	<input type="checkbox"/>	Already mentioned
1	3.23%	<input type="checkbox"/>	Bachelor degree is needed in most of careers.
1	3.23%	<input type="checkbox"/>	challenged me to learn more, opened my eyes to research, helped me communicate with people better
1	3.23%	<input type="checkbox"/>	Getting the Ph.D degree is a bonus on find jobs.
1	3.23%	<input type="checkbox"/>	good experience to have
1	3.23%	<input type="checkbox"/>	Got into a PhD
1	3.23%	<input type="checkbox"/>	Helped improve my skills very quickly. Helped me to meet many new people. The university affiliation also meant people took me a bit more seriously.
1	3.23%	<input type="checkbox"/>	I finished the classes that I needed
1	3.23%	<input type="checkbox"/>	I got a great letter of recommendation from my internship supervisor.
1	3.23%	<input type="checkbox"/>	i got a masters
1	3.23%	<input type="checkbox"/>	I have yet to begin my professional career
1	3.23%	<input type="checkbox"/>	I learned a lot of interesting things at UCSD which will be very useful for my future career.
1	3.23%	<input type="checkbox"/>	I lost two years of my life while spending a lot of money
1	3.23%	<input type="checkbox"/>	I think our class and courses are more focusing on the theoretical side other than skills and knowledge can be used on work
1	3.23%	<input type="checkbox"/>	I wish I had the opportunity to do an internship
1	3.23%	<input type="checkbox"/>	If it would not have been for the bad advisor, I might have converted into a PhD programme at UCSD.
1	3.23%	<input type="checkbox"/>	im not in the career process yet
1	3.23%	<input type="checkbox"/>	It helps me gain a new level of self-confidence.
1	3.23%	<input type="checkbox"/>	It was great
1	3.23%	<input type="checkbox"/>	Looks good on the resume ;)
1	3.23%	<input type="checkbox"/>	Makes me more professional
1	3.23%	<input type="checkbox"/>	More hardworking and structured.
1	3.23%	<input type="checkbox"/>	My social experience allowed me to quickly network and gain a strong circle of connections to find strong career opportunities.

1	3.23%		No effect
1	3.23%		Nothing yet
1	3.23%		Now I believe I want to pivot to another career.
1	3.23%		Since I am still studying I cannot assess if it has had or will have any progress in my career.
1	3.23%		Still not in my career
1	3.23%		Studying abroad has a very positive effect on career progression
1	3.23%		Took some useful courses

31 Respondents









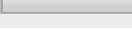









Q46. What effect did your experience at UC San Diego have on your job search after graduation?




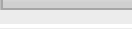







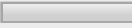

Count	Percent		
20	18.52%		Very positive
52	48.15%		Positive
4	3.70%		Negative
3	2.78%		Very negative
29	26.85%		No effect

108 Respondents

Q47. Please explain:



Count	Percent	
32	100.00%	

Count	Percent		
1	3.13%		Already mentioned
1	3.13%		Better education and research background
1	3.13%		Got the first job I applied for.
1	3.13%		Handshake seems helpful
1	3.13%		havent been applying for a job yet
1	3.13%		I am not searching for a job yet but I have been looking for internships. And my experience at UCSD has made me want to look for internships abroad.
1	3.13%		I didn't really search in America.
1	3.13%		I got a great letter of recommendation from my internship supervisor (which is very useful for either grad school application or applying for a lab technician position if I am to take a gap year).
1	3.13%		i got a job because of my past experience
1	3.13%		I had a job and have not moved to another workplace.
1	3.13%		I have not graduated
1	3.13%		I have not graduated yet, so I wouldn't know
1	3.13%		I haven't started my job search.
1	3.13%		I'm still finishing my bachelor's
1	3.13%		I've still not found a job.
1	3.13%		It is hard to find a job right out of UCSD because the job fairs are too crowded and I felt that my visits to the career center and international center did not prepare me well for job search.
1	3.13%		It was great
1	3.13%		My program forced us take a lot of units and must graduate at June. It brings disadvantage for Chinese people find a job in China. Many employers want student graduate after July. And, we have so much courses so it is hard to find a job before graduation. It is not a STEM program. Therefore, we don't have advantage of finding job in the us.
1	3.13%		No help or communication with UCSD upon graduation.

1	3.13%		No job search conducted
1	3.13%		no job yet
1	3.13%		Not applicable.
1	3.13%		Not job searching
1	3.13%		Not much difference compare to other schools.
1	3.13%		Not quite sure.
1	3.13%		Nothing yet
1	3.13%		People is looking for people who knows English and have the experience of studying abroad
1	3.13%		The Career Center page was quite useful.
1	3.13%		The internships I did during my Ph.D greatly helped.
1	3.13%		Took some useful courses
1	3.13%		UC San Diego and specifically Port Triton aided in my time of finding a career.
1	3.13%		Yet to graduate

32 Respondents

Q48. Would you encourage students from your home country to study in the USA?

Count	Percent		
100	92.59%		Yes
8	7.41%		No



108 Respondents

Q49. If yes, how enthusiastically on a 5-point scale (where 5 is most enthusiastic and 1 is least)?

Count	Percent		
44	44.44%		5 - Most
43	43.43%		4
12	12.12%		3
0	0.00%		2
0	0.00%		1 - Least

99 Respondents

Q50. Would you encourage students from your home country to attend UC San Diego?

Count	Percent		
96	89.72%		Yes
11	10.28%		No

107 Respondents

Q51. If yes, how enthusiastically on a 5-point scale (where 5 is most enthusiastic and 1 is least)?

Count	Percent		
47	49.47%		5 - Most
34	35.79%		4
11	11.58%		3
3	3.16%		2
0	0.00%		1 - Least

95 Respondents

Q52. If you could choose to attend a university in the USA again, would it be UC San Diego?

Count	Percent		
63	59.43%	<input checked="" type="checkbox"/>	Yes
17	16.04%	<input type="checkbox"/>	No (why?)
Count	Percent		
1	5.88%	<input type="checkbox"/>	Because I could barely get around without a car, housing is ridiculously expensive, most people are work obsessed and there is immense poverty
1	5.88%	<input type="checkbox"/>	Good courses and syllabus but professor makes it extremely hard to cover it for students, ending up loading the student with a lot. Also not all TA are friendly.
1	5.88%	<input type="checkbox"/>	I am not going to do a PhD in Nanoengineering or Chemical Engineering- related to what I am doing from UCSD ever again. The situation of research and the PhD candidates just sucks. Most of the professors who are new have no fundings and are inconsiderate of the new students. Most of them just want to publish research that is useful to the extent of publishing papers. Further, they donot have any managerial/people skills and they treat their students as guinea pigs for how their lab should be so that they learn how to treat the new students(as told by the Professor himself in person)? Donot pay students and collect fines from them for reasons like didnt send the weekly presentation on time, failed to send email to call for weekly lab cleaning. Where they are racist, having people from their own country only in their lab so that everyone talks in the language which the other person doesn't understand-so unprofessional, manipulates you so that you don't leave the lab because you cannot take the shit anymore. Even the experienced advisors could be worse- heard from a friend(would not mention the name of advisor or the student till the student finishes their PhD at UCSD)Over and above this, the graduate advisor of the department, instead of helping students, supports the professors when the real time comes. I have wasted my two precious years in search of quality research at UCSD. I can not waste any more time. Although, I donot want to say that there are no good professors/advisors.
1	5.88%	<input type="checkbox"/>	I have already had experience studying there. It's a wonderful place but not the best school for my majors (accounting and finance).
1	5.88%	<input type="checkbox"/>	I love the life in La Jolla. 2 years ago, I chose UCSD and give up UCLA where my husband was studying. I think I have shown enough love to UCSD. After spending more than 70000 dollars and two years, I've got no jobs after graduation. Now I know the feeling of regrets. Anyway, UCSD is a good university, maybe I'm just unlucky.
1	5.88%	<input type="checkbox"/>	I might just go to other universities because I am a art major.
1	5.88%	<input type="checkbox"/>	I was paying out of state tuition. I could've gotten a better/more attentive instructors and more engaging learning environment in a private university, where I would also be paying a similar amount of money. (better value)
1	5.88%	<input type="checkbox"/>	I would try another university to have a different experience
1	5.88%	<input type="checkbox"/>	I would try to attend NYU or Stanford. Since their program, faculties and alumni are just better.
1	5.88%	<input type="checkbox"/>	Time to see something else
1	5.88%	<input type="checkbox"/>	While UCSD is great, I would rather discover another university.
1	5.88%	<input type="checkbox"/>	would like a different kind of university environment
1	5.88%	<input type="checkbox"/>	Would like to choose a school which has more urban settings.
26	24.53%	<input type="checkbox"/>	Undecided (why?)
Count	Percent		
1	3.85%	<input type="checkbox"/>	Although it has been a fantastic experience, prices and social life could make me chose somewhere else
1	3.85%	<input type="checkbox"/>	Good weather and people. But the classes are a little over theoretical than practical.
1	3.85%	<input type="checkbox"/>	I don't know if I would study in the USA again as job opportunities are really hard to come by. If you cannot recoup your investment it is not worth the money.
1	3.85%	<input type="checkbox"/>	I ended up going to UCSD because they gave me the largest financial package, if other university have given me more I might change my mind
1	3.85%	<input type="checkbox"/>	I love UCSD, and it was the best quality-cheapest option. Although, if opportunities had been different I would have choice another school.
1	3.85%	<input type="checkbox"/>	I loved my time at UC San Diego but if I had the opportunity to attend any university in the USA, I might have decided another one (i.e. Ivy League)
1	3.85%	<input type="checkbox"/>	I loved the school, the city and the education. I do feel in terms of facilities and space for students on campus, you end up living a bit of a lower quality of life than students that might be studying in LA. the San Diego location is a huge factor that made me love UCSD.
		<input type="checkbox"/>	

1	3.85%	<input type="text"/>	I personally have several candidate school prior to UCSD like UCB
1	3.85%	<input type="text"/>	I wouldn't be the same person making the same decisions.
1	3.85%	<input type="text"/>	It wasn't as great as I'd expected it to be, being the 3rd ranked university in the world for Bioengineering. Left wanting in the social aspect as well.
1	3.85%	<input type="text"/>	Just want to try more Things. Would still love to go back.
1	3.85%	<input type="text"/>	Not sure whether it fits my needs
1	3.85%	<input type="text"/>	The professors may be good at research work, but not good at teaching.
1	3.85%	<input type="text"/>	Too many reasons to consider.
1	3.85%	<input type="text"/>	UC San Diego has some great faculty and great reputation in biological field. But it really depends on the field I am pursuing since UC San Diego does not have great resource for some programs such as business (Prof. Eberhard and Prof. Campbell are really great tho!) compare to some other schools.
1	3.85%	<input type="text"/>	UC San Diego is great! However, I also want to experience a difference school.
1	3.85%	<input type="text"/>	UCSD only has a small team (but of high quality) of my area (statistics). If there were more profs, UCSD would be a good choice.
1	3.85%	<input type="text"/>	UCSD would be one of the choices but if I had other better choices, I might choose another university.

106 Respondents